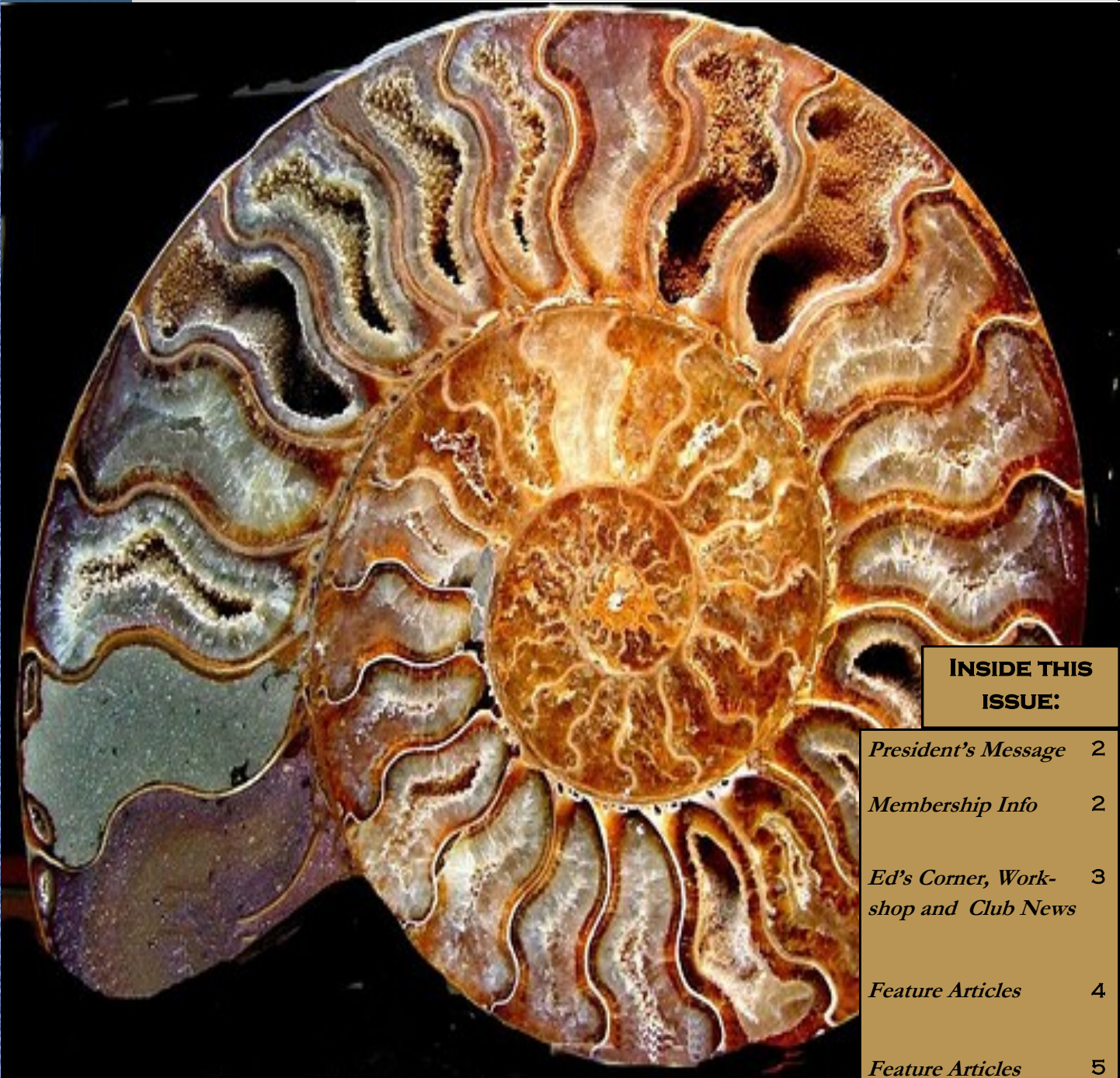


# ROCKHOUND RAMBLINGS

JUNE 1, 2011

THE NEWSLETTER OF THE PASADENA LAPIDARY SOCIETY



## INSIDE THIS ISSUE:

<i>President's Message</i>	2
<i>Membership Info</i>	2
<i>Ed's Corner, Workshop and Club News</i>	3
<i>Feature Articles</i>	4
<i>Feature Articles</i>	5
<i>Field Trips, Federation News</i>	6
<i>Articles and Shows</i>	7
<i>Calendar</i>	8

**AMMONITE FOSSIL** - From the dust and rock of 65 million years past the beauty of ammonites are appreciated by rockhounds and jewelry designers alike. These extinct marine cephalopods built chambered spiral shells. The walls between these chambers, called sutures, were complex fractal curves. The name *ammonite*, from which the scientific term is derived, was inspired by the spiral

## PLS Wins State Award

NEW EDITOR

ROCKHOUND RAMBLINGS

MARK NELSON

PASADENA LAPIDARY SOCIETY

MAY 14, 2011

*Continued on page 4*



### President's Message



It seems that the hot weather has finally caught up with us. That means we will be taking a two month hiatus from desert field trips. We will join the CFMS for some interesting day trips and I'll inform you of Justin Zzyzx's monthly local day trips. The trip for August will be to the Orcutt Mineral show in Nipomo on the 7<sup>th</sup> through the 9<sup>th</sup>. I'm also looking forward to the field trips in the fall as we have some nice locations planned!

Our June meeting will be Wednesday the 22<sup>nd</sup>. Martin and Jill Milas, successful prospectors, will introduce us to basic prospecting. Starting with our July meeting we will meet regularly on the third Wednesday of the month. That meeting will be a double pleasure, as we will enjoy our annual Summer Silent Auction and Ice Cream Social - so please bring your checkbook and your favorite flavor to share.

At the May meeting we welcomed new members Kathleen and Lisa Griffy, and I encourage them and all of us to work on making beautiful articles from what we collected all spring! The workshop will continue on the second Sunday of the

month and there will be new club rocks to work on as well as any that you might want to bring with you.

Also, since our next Show is only nine months away, please help me with suggestions for a theme and sign up to help. There is something for everyone to help with - regardless of your skill level or strength. Your participation is vital to the show's success!

I'm looking forward to seeing everyone at the June and July meetings, the workshops and the upcoming field trips!

... Chris Kyte, President

## Meeting and General Club Information

### Officers

Chris Kyte, President  
(626) 794-0519  
ckyte60@att.net

Cheryl Lopez, Secretary  
(626) 351-6283  
rclopez002@verizon.net

Mark Nelson, Treasurer  
(909) 996-1784  
mnelsonair@aol.com

**FAIR USE NOTICE.** This publication may contain copyrighted material the use of which has not been specifically authorized by the copyright owner.

We are making such material available in our efforts to advance the educational understanding of the amateur jewelry fabrication and rock collecting hobbies.

We believe this constitutes a 'fair use' of any such copyrighted material as provided for in section 107 of the U.S. Copyright Law.

If you wish to use material from this publication for commercial or purposes of your own that go beyond 'fair use', you must obtain permission from the copyright owner.

**Newsletter Articles** or corrections should be sent to the editor: **Mark Nelson**, 1475 Paseo Maravilla, San Dimas, CA, 91773. (909) 996-1784 or to [mnelsonair@aol.com](mailto:mnelsonair@aol.com)

### May Board Meeting by Cheryl Lopez, Secretary

Possible nominations for **Rockhound Of The Year** were discussed. New PLS members Kathleen & Lisa Griffy were approved. Ed Imlay said a visit to Lawrence School is pending approval. A shade cover for the workshop was approved and the condition of the grinding wheels reviewed. The board discussed the 2012 show, club T-Shirts, future meeting dates, the

2011/2012 budget, Member - to - Member ads and the need to update the bylaws.

### May Meeting

At the May meeting President Chris Kyte reported that he and Drew Wilson had secured the Library for the next 12 months of meeting dates. Mark Nelson & Carolyn Duncan reported on the new rocks donated by Laura Glenn. Vern Cliffe gave an interesting short story and the drawing provided rare slabs for lucky ticket holders.

There was plenty of time for socializing and member exchanges!

### June Member Meeting

Martin & Jill Milas will present an introduction to gold prospecting and include a demonstration of gold panning. This should be an interesting meeting! Guests are welcome. Please invite your friends!

**Wear your member badge!**

## Membership Information and Meeting Locations

**Membership** per calendar year is \$20, \$15 for a second adult member in the same house. Junior members and third or more members at the same house are \$10. Initiation fee is \$2.50 per person and membership badges are \$7.50. Renewals are due by the December General Meeting. Mail membership checks to P.O. Box 5025, Pasadena CA 91117-0025.

**Board Meetings:** 7:00pm on the first Wednesday of the month at the One West Bank at the northeast corner of Santa Anita and Foothill in

Arcadia. All PLS members are welcome to attend.

**General Meetings: 7:00 PM each month on the third Wednesday at the Pasadena Central Library at 285 E. Walnut Street.** Guests are welcome!

**Field Trips** are scheduled each month. Refer to the bulletin for date, location and information.

**Workshops** are offered in our well-equipped shop in Pasadena to all members for a nominal fee - normally on

the 2nd Sunday of each month. Refer to the bulletin for hours and the calendar for date changes. Eye protection and closed-toe shoes are mandatory for all participants. Call a board member for the location.

Workshops and field trips are for adult members and children with direct parental supervision.


**The Annual Club Show** is held the second weekend of March at the Masonic Hall, 3130 Huntington Drive, San Marino.



**Ed's Corner**

**EDUCATIONAL OUTEACH**

BY ED IMLAY



Ed Imlay at local schools

Last month I visited a group of parents and students of CVCHEA Academy on May 13th, a class at Lawrence Elementary in Garden Grove on May 24th, and a Home-School class thanks to the invitation of member Rex Nishimura.

DISPLAY TABLE - Junior member Tanner SooHoo displayed a nicely mounted part of his collection, including his "Oregon Rock" that he found at Laura Glenn's home (photo on page 4).

Members are encouraged to display any items of general interest, workshop projects, material from locations of recent or upcoming field trips, and the birthstone of the month. If you have a rock you are trying to identify - set it out with a paper asking "What Is This?". It's a great challenge for other members!

**WORKSHOP**


The workshop will be start its new date in June = changing to the 2nd Sunday of each month. This will be June 12th - from 1:30 until 5PM. Be sure to refer to the club calendar on page 8 to confirm the date.

There will be a demonstration at 2 PM at the workshop on how to use the polishing wheels - and also the new large tumbler, flat lap and dopper (dop pot) donated by Warren Dowler.

The first batch of club rocks from the Glenn Family will be at the workshop. Members may select as many as needed for your collecting or project needs. If you are looking for something in particular, contact Carolyn Duncan at (909) 593-2781 or at gem.quest@yahoo.net.

In order to assure everyone of equal access to the saws and polishing machines at the workshop we are asking each user to sign up and pay a nominal fee for each set of 2 slabs that they will cut (fees are posted). After two cuts another member may use the machine and the first person can sign up for another set.

**THE SAN GABRIEL BEAD COMPANY**



*Create your own jewelry!*

325 E. Live Oak Ave.  
Arcadia CA 91006  
**(626) 447-7753**  
www.beadcompany.com

Hours: Tue-Thurs 12-9pm, Fri 12-6pm, Sat 10am-6pm, Sun 12-5pm

beads, books, gourds, tools, workshops, metals & friendly advice

**Welcome  
New Members !!**



Please welcome Kathleen and Lisa Griffy of Alhambra. Kathleen says that she has been coming to our annual show for many years and enjoyed it so much that she wanted to be a part of the club and to participate in the 2012 show!

**ROCKHOUND RAMBLINGS  
CFMS TOP PRIZE WINNER**

At this year's California Federation of Mineralogical Societies annual show in Anderson, CA, our bulletin was named as the **2011 Best Bulletin** in its class.

Our October 2010 article on Pseudomorphs, by Lee Bondurant, also receive the top prize for original adult articles and has been submitted to the American Federation's adult article contest.

Thanks to all members who contributed to this recognition! It is an achievement of which we can be proud! ..... Editor

**CORRECTION:** Last month's article for converting a garbage disposal to a flat lap and attributed to Bob Moore was actually submitted by Bob Brice (apologies to both Bobs). Bob Brice further suggests that members look for the In-Sink-Erator model 333, which is what he used and will demonstrate at an upcoming workshop.



**Sunshine:**

We are sad to report the passing of Harry Bilheimer. Harry and Arlene were members for a very long period and repeatedly served as club officers. For many years they were in charge of the mineral displays at the Los Angeles County Fair.

If you know of a society member who has been or is ill, had a death in the family, or has had a great event happen in their life, please contact Cheryl Lopez, our Secretary, with the news. Cheryl's info is on page 2 of this bulletin.



.. Continued from page 1

shape of their fossilized shells, which somewhat resemble tightly coiled rams' horns. In 79 AD Pliny the Elder of ancient Greece called fossils of these animals *ammonis cornua* ("horns of Ammon") because the Egyptian god Ammon (Amun) was typically depicted wearing ram's horns. Often the name of an ammonite genus ends in *-ceras*, which is Greek for "horn".

## MY ROCK GARDEN

By Bob Brice

All of us have a rock pile, a rock garden or some type of collage collection of our favorite rocks and minerals, whether it be beads or jewelry, gem stones or sea shells. It's something of great interest to all of us. I find it interesting to see what each of us collects, even if it's just one amazing garden-art rock.

The photo below is of my beautiful North Hollywood river-washed granite stones that make my rock garden. Most of them I found in my backyard. Others I have collected to complete the garden. It is also accented with water lily tub-gardens. Each tub-garden, which can be as small as five gallons, is a small eco-system consisting of oxygenating grasses, water lilies, pond fish and water snails. I have mosquito fish in the tubs which can tolerate the extreme daily temperature change we experience in Southern California. The water never needs to be changed and it is always clean, clear and balanced. The fish eat algae and mosquito larvae, and the snails eat the fish waste and decomposing materials. They do not eat aquatic plants and never leave the pond. As you can see the rocks are always in full bloom and the water lilies are caching up to them! — **BOB**



## OREGON ROCK FOUND IN LA CRESCENTA



At the May 2011 Meeting, Junior Member Tanner SooHoo displayed his "Oregon Rock" that he found while helping the club move rocks from the home of Laura Glenn. It is a bit hard to photograph, but the inclusions in the rock appear to spell the word "OREGON" in one of the seams of the rock. Tanner, age 11, attends Arroyo Vista Elementary School in South Pasadena.

**Congratulations, Tanner ! ..... Editor.**

**Q: What do you call a dinosaur that smashes everything in its path?**

**A: Tyrannosaurus wrecks!**

**See more definitions and children's projects in the July Bulletin!**



## Rocks & Runes

Your Place For Crystals

1006 N. Lima St.— Burbank, CA 91505

(818) 846-0108

We carry gemstones from A to Z.

Let us show you how to use gems and crystals for health as did the ancients. Classes, Meditation, Cards of Destiny.

Tue-Sat. 11am-7pm, Sun 12pm-5pm

email: [rocksandrunes@yahoo.com](mailto:rocksandrunes@yahoo.com)

web: [www.rocksandrunes.com](http://www.rocksandrunes.com)

**Wendy Ansel**

A Pasadena Lapidary Society Member



### GRINDING A CABOCHON

By Dick Peterson  
Timpanogos Gem & Mineral Society  
Springville, Utah

I used to hold all my stones with my fingers as I grind and polish them. I got away from that because my fingers were getting all ground up and my fingernails were always chipped! So I went to dopping. I use the green dop and like it best. Anyone can make a dop pot. All you have to do is take an old bottle cap or small metal container that will take heat. Put this on a little stand and put a candle under it. Melt your green dop into that container. Every time you want to use it, light the candle, warm your dop, then dip your dopstick into the dop and put it where you want it on the stone. It is best to warm your stone at the same time. Don't get the stone hot - but warm - the dopstick will hold better.

After heating and cooling your green dop a few times, the dop will loose it's adhesiveness. So what you do is take an eye dropper and add two or three drops of mineral oil to the dop while it is hot, stir it up - and it is like new dop again!

Now - to remove your stone from the dopstick. After you have gone through all your grinding and polishing - put the stone and dop stick in the freezer. Let it sit about 20 minutes or over night. The stone will then either fall off or come off with a light push. If the stone won't come off, repeat the procedure - warming it and putting it back into the freezer. If it still doesn't work (this only happens on rare occasions) warm the stone under a heat lamp and it will usually push off.

*Editor: We recently received the donation of a dopwax melt pot at the workshop. Dop sticks can be made from cutting 3" lengths of 1/2" wood dowels from the hardware store. Wax can be found by entering **dop wax kingsley north** in your search engine, or at [www.kingsleynorth.com](http://www.kingsleynorth.com) or by calling them at (800) 338-9280.*

### ROCKHOUND RAMBLINGS WINS FEDERATION TOP PRIZES

At last month's annual meetings and show of the California Federation of Mineralogical Societies our club won two of the First Place trophies for bulletins. The first award was the First Place Trophy for the Best Bulletin by a new editor. This means that of all the various lapidary club bulletins from California, Arizona and Nevada published by new editors - Rockhound Ramblings was judged to be the VERY BEST of all such bulletins!



Our second award was the First Place Trophy for Adult Articles. This was in recognition of the article we published in the October bulletin written by my rockhound friend Lee Bondurant and titled "Pseudomorphs of Goethite After Pyrite". This article explained this complex transformation in a way that was easily understood by all readers. Of all of the adult articles written and published by all of the CFMS clubs - this article was judged to be the VERY BEST!



Joe & Marcia Goetz were on hand for the awards. We can all be proud of our support of, and contributions to, our club's bulletin. With your help we can continue to make it the very best of them all!

.....Mark Nelson, Editor



Navarro's Creations  
18 N. Mentor, Pasadena  
(626) 577-2077



Designer and Unique Jewelry

Let Emily Navarro create something for you! Bring her a picture or sketch of your dream design for a free quote. Open Monday - Saturday, 10am - 6pm



### FIELD TRIPS

By Joe Goetz



In the theme of our bulletin's cover and fish fossil page decorations, our June Field Trip will be to Somis to collect ocean fossils, sand dollars, clams and scallops.



**Date:** Saturday, June 11<sup>th</sup> from 9am to 3pm. This will be a CFMS Co-op field trip for rock hounds of all ages. We will be joining members of the Conejo and Ventura Clubs. Robert Sankovich of CFMS Field Trips South has been able to work out an agreement with the farmer, Gargiulo Inc., for limited access to the digging area. The entire area is planted with tomatoes and we will be able to drive close to the collecting area. Remember to use good judgment in the fields so we may return again in the future!

**We will meet at the site.** Directions: From highway 101 take the Lewis Road off ramp and turn left on Lewis Road. Proceed north, for 3.4 miles, note: Lewis Road changes into Somis Road. You will pass Gargiulo Inc. on the right side of the road - do not stop there. Look for Ag RX also on the right side of the road. Somis Rd bends left and you will take a narrower road on the right for about .4 of a mile. Follow the road over the railroad tracks, past the house and over the bridge turn right and park. GPS coordinate N 34° 15.006 W 118° 59.599. There will be a short briefing at the site and a mandatory liability waiver signing to participate in the field trip.

This is an easy access, short walk of 200 yards or so from where we will be parking. The ground slowly slopes upwards at a slight angle, across a field of short brush, and then it gets a steeper for a short distance to the base of the hill. Fossils can be found on the ground or up on the hill. The clams can be seen in a 1'-2' bed parallel to the ground on the side of the hill. The fossils may be found up the hill from the tomato field. This is a great trip for the whole family, so come out and have fun!

**Bring:** Digging tools, garden trowels, rock pick, pry bar, gloves, hat, eye protection, buckets, back packs, SUN SCREEN & DRINKING WATER. Consider bringing snacks or lunch and extra clothing. All vehicles can make this trip, the roads are good. The roads in the fields are dirt and could be a problem if it rains.

Be sure to let Mark Nelson know if you are coming, and if you are driving or wish to carpool - in case there is weather or some other incident that changes our plans. Call him at (909) 996-1784 or email at mnelsonair@aol.com. **Somewhere in California ....**

**..... going the wrong way ... zteog eop**

### FEDERATION NEWS

#### CFMS - California Federation of Mineralogical Societies

Energized by the success of the 2011 Annual show and convention, the show committee of the CFMS awarded upcoming show dates for 2012 to Ventura & Conejo and 2013 to Riverside.

#### This year's CFMS field trips have tentatively been identified for the Southern Region as:

- July -Greenhorn Mountains near Lake Isabella (rose quartz, epidote, tungsten ore sheelite)
- Aug- Oceanview Mine near Pala/Fallbrook (Tourmaline)
- Sept-Jade Cove between Monterey and Morro Bay on Highway 1(nephrite jade, serpentine, actinolite, abalone shells)
- Oct -Lavic Siding near Barstow (jasper, agate, thulite, more)
- Nov-Wiley's Well near Blythe (petrified wood, agate, chalcedony, geodes, more)
- Dec-open

#### AFMS - American Federation of Mineralogical Societies

#### Rock Hound State Park in New Mexico No Collecting Allowed

The New Mexico State Parks Department held a hearing to determine public input on whether or not rock collecting should continue at Rockhound State Park in southern New Mexico near Deming. There were many who attended and spoke about the great family enjoyment of collecting the geodes, agates, quartz and other rocks that are so abundant in this area of the Florida Mountains. There were no dissenting speakers.

Despite the wishes of the public and the park users, New Mexico State Parks decided to prohibit all rock collecting at Rockhound State Park and to eliminate the name of the park and to change it to Florida Mountains State Park. Rockhound State Park president Mary Kay Brady says she's not sure how the park will survive without rockhounding.



#### FARRIN O'CONNOR DESIGN



146 W. Bellevue Drive, Pasadena

This is a true "hidden gem" for those interested in lapidary and jewelry work. A fully-stocked store with books, tools, beads and findings awaits you. Learn how to make jewelry from nothing-to-finished in their one-day classes. See upcoming classes and instructors at [www.farrinoconnordesign.com/classes](http://www.farrinoconnordesign.com/classes) Or call them at (626) 796-5300. Free fenced parking.



## Member - To - Member

Members are welcome to submit an ad for items wanted, for sale or free to other members. Ads are usually limited to three lines for three months a year and may not be of a commercial nature. There is no cost for the ad. Submit your message by the 15th of the month to the Editor who reserves the right to edit or refuse any submissions.

**Carolyn Duncan is looking for a rock saw - 24" or larger. (909) 593-2781.**

**Wendy Ansel is requesting donations of basic interesting rocks for an educational event to introduce 100+ underprivileged children to rocks, particularly from the quartz family. The event is on Monday, June 19 at Noble Avenue Elementary School, 8329 Noble Avenue, North Hills, CA from 8 to 2. If anyone has quartz, crystals or other interesting rocks to donate, bring them to her store - Rocks & Runes, 1006 N. Lima Street, Burbank, CA. If you are interested in helping her to teach, she asks that you call her at the store (818) 846-0108 or on her cell (818) 618-4931.**

**SOURCE TIP:** Rare and historical Metalsmithing books now available on-line in PDF format for \$1.35 each. **WWW.GANOSKIN.COM.** These books cover special techniques in depth - like chasing, repousse, engraving, niello making, Japanese chiseling, soldering, construction, patination and metal coloring, silversmithing and more. Each pdf is a full digital book of searchable text and images, with an easy access through an interactive table of contents. **Thanks to Carolyn Duncan for this tip!**

## ARE YOU SURE ITS JADE?

1. If a chip is knocked off, the freshly broken surface should not sparkle in the sun. If it does, it's not jade.
2. If you can scratch it with a knife point, it isn't jade.
3. It will be much heavier than a common rock of similar size.
4. Tap the specimen with a hammer. If a moon shaped fracture appears, it is agate or jasper, but not jade.
5. If it is jade, it will have a smooth, waxy almost greasy look.
6. The more milky the water is when cutting jade, the better the grade of jade. If the water isn't milky, then you don't have true jade. You have something else.
7. The only positive test for jade is x-ray analysis and specific gravity tests.

*...from the Sequoia GMS Rockette May 2011 via the South Bay Lapidary & Mineral Society Agatizer Feb 2011, Rock Chips, March 2011, The Rock Collector 9/04, Rock Writings, 7/04, Chips'n Splinters 12/00, Rockhound Rumbblings 11/00, Chips'n Splinters 12/00, via Rock Writings, 7/04; via The Rock*

## LOCAL ROCK AND GEM SHOWS:

**June 3-5 - WOODLAND HILLS** - Rockatomics Gem and Mineral Society, Pierce College, 20800 Victory Blvd, 9-5 daily.

Look for the gems in the calendar on page 8.



**4-5 - GLENDORA** - Glendora Gems, Goddard Middle School, 859 East Sierra Madre, Sat. 10-5; Sun. 10-4.

**4-5 - LA HABRA** - North Orange County Gem and Mineral Society, La Habra Community Center, 101 W. La Habra Blvd. Hours 10-5 daily.

**17-19 SANTA MONICA** - International Gem & Jewelry Show - Santa Monica Civic Auditorium 1855 Main Street, 12:00 Noon-6:00 PM, Hundreds of vendors featuring a wide range of jewelry, gems, beads and more. Admission \$8. Children 8 and under are not permitted. Auditorium parking is \$9.

Please plan on attending one of the shows listed on this page, and wear your club badge! - Editor

**Q:** "I have a bored double sided cab and I want to hang it on a leather strap. How do I hang it so the cab will be facing the right direction? Is there some sort of linking material e.g. a split ring that will look decent on a rock like this?"

**A:** "Normally there are 2 ways to approach this problem. One is some kind of a jump ring that is of large enough diameter to allow it to pass through the hole in the stone and around what ever chain or material that it is to be suspended from. The other is to use a bail of some sort. There are many styles to choose from. For the application described I would get the type that pinch into the hole through the stone." *John (Jack) Sexton, Bench Tips @ yahoogroups.com. Editor: Check out the findings at A&A Supply (ad below) or at Rio Grande.com and you will find a large assortment.*



**The single source supplier for jewelers and gemologists.**

319 W. 6th St., Los Angeles, CA 90014 (213) 627-8004

Monday-Friday: 9 a.m. - 5:30 p.m. Saturday: 9a.m. - 4:00 p.m.

Supplies, displays, boxes, jewelry tools, precious metal, findings, fine jewelry, stones, settings and wedding bands. A wide variety of lighting, photography boxes, inventory software and product labeling supplies. Metalsmithing and lapidary supplies. Free catalog. [www.aajewelry.com](http://www.aajewelry.com).

We carry the best quality tools and equipment available in the industry, at the best prices in the United States! We can confidently say that no supplier has lower prices. Jewelry and Lapidary clubs are welcome!

**June  
2011**


The Pasadena Lapidary Society, Inc.  
Bulletin Editor:  
1475 Paseo Maravilla  
San Dimas, CA 91773-3908

First Class Mail















Pasadena, California  
U.S.A.

**RETURN SERVICE  
REQUESTED**



The Pasadena Lapidary Society is affiliated with the California and American Federations of Mineralogical Societies. Our editor is a member of the Special Congress Representing Involved Bulletin Editors.

# JUNE 2011

SUN	MON	TUE	WED	THU	FRI	SAT
5 Gem Shows 	6 D-Day 1944 	7	1 Board Meeting  8	2 Radio Patented in 1895  9	3 First U.S. Space Walk  10	4 Gem Shows  11 Field Trip 
12 Work Shop 	13	14 Sand Paper Invented 1834	15 Full Moon 	16	17	18
19	20	21 First Day of Summer 	22 PLS Meeting 	23	24	25
26 Toothbrush Invented 1496 	27	28	29	30		